



ONE
ALBUQUE
RQUE

Albuquerque Police Department

Crime Trends In Albuquerque

Analysis of NIBRS

Group A

Crimes

2018-2022

Introduction & Data Disclaimers

In 2018, the Albuquerque Police Department (APD) began reporting its annual crime statistics using the Federal Bureau of Investigation's National Incident-Based Reporting System (NIBRS). NIBRS is the most current national framework for reporting crime and replaces the FBI's Summary Reporting System (SRS). This change is important because NIBRS provides more comprehensive and detailed information about crimes against person, crimes against property and crimes against society occurring in law enforcement jurisdictions across the county.

The data in this report is based on the official data that APD sends to the FBI. But it is important to note that the numbers in this report differ slightly from the numbers published in the FBI reports. This is because APD sends NIBRS data to the FBI on a semiannual basis and this data is based on the reports available at that point in time. The APD's crime data system is dynamic and additional information may be added or refined after the data are sent to the FBI. Although the FBI updates its data bases regularly, it does not update published reports.

The data in this report were obtained from APD's Tiburon RMS computer system on March 16, 2023. Crime statistics in future reports will differ somewhat from these statistics because this report is also based on a fixed point in time.

Finally, the numbers in this report can't convey the damage that crime causes to its victims and to the community. Nor can the numbers convey the courage and dedication of the men and women of the Albuquerque Police Department who do their best to keep our city safe.

How The FBI NIBRS and SRS Reporting Requirements Differ

FBI National Incident-Based Reporting System Group A Crimes (Current Reporting Framework)
Crimes Against Persons
Assault Offenses
Homicide Offenses
Human Trafficking Offenses
Kidnapping/Abduction
Sex Offenses
Crimes Against Property
Arson
Bribery
Burglary/Breaking & Entering
Counterfeiting/Forgery
Destruction/Damage/Vandalism of Property
Embezzlement
Extortion/Blackmail
Fraud Offenses
Larceny/Theft Offenses
Motor Vehicle Theft
Robbery
Stolen Property Offenses
Crimes Against Society
Animal Cruelty
Drug/Narcotic Offenses
Drug/Narcotic Violations
Drug Equipment Violations
Gambling Offenses
Betting/Wagering
Operating/Promoting/Assisting Gambling
Gambling Equipment Violations
Sports Tampering
Pornography/Obscene Material
Prostitution Offenses
Prostitution
Assisting or Promoting Prostitution
Purchasing Prostitution
Weapon Law Violations

FBI Uniform Crime Reports Part 1 Crimes (Old Reporting Framework)
Part 1: Violent Crimes
Murder and nonnegligent manslaughter
Rape
Robbery
Aggravated assault
Part 1: Property Crimes
Burglary
Larceny-theft
Motor vehicle theft
Arson


Please note that many of the NIBRS crime category labels say "offenses."

These categories include subcategories which are detailed in the following slides.



Albuquerque Police Department

Year 2018-2022



NIBRS Group A Crimes By Year



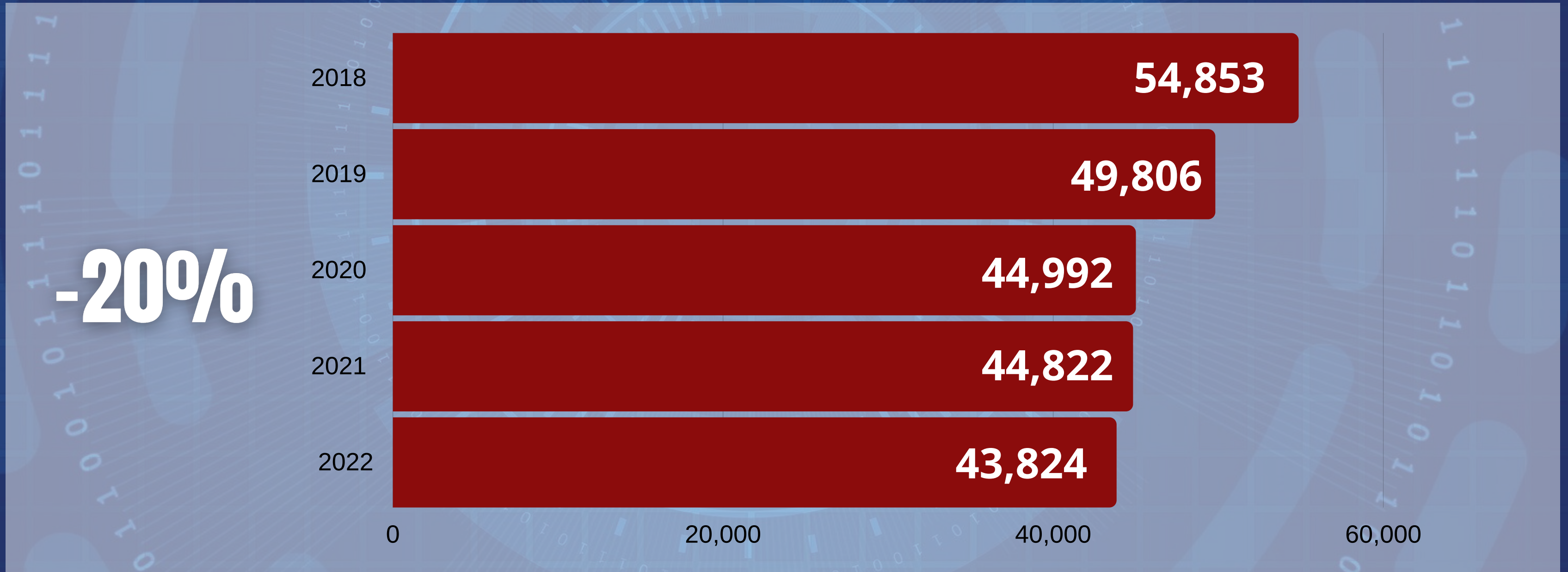
	2018	2019	2020	2021	2022
Crimes Against Property	54,853	49,806	44,992	44,822	43,824
Crimes Against Person	13,050	13,152	13,337	13,242	12,777
Crimes Against Society	3,356	3,746	3,856	3,903	5,133



Albuquerque Police Department

Year 2018-2022

NIBRS Group A Crimes By Property



2018-2022 NIBRS Group A Crimes Against Property Summary


	2018	2019	2020	2021	2022
Burglary/Breaking & Entering	6,120	5,620	4,824	4,581	4,447
Destruction/Damage/Vandalism	10,893	9,831	9,755	8,770	9,457
Fraud	4,534	4,097	3,762	5,761	3,903
Larceny/Theft Offenses	22,319	21,050	18,611	17,295	17,252
Motor Vehicle Theft	6,782	5,611	5,169	5,427	5,954
Robbery	1,985	1,742	1,452	1,875	1,636
Stolen Property	876	693	606	501	428



Albuquerque Police Department

Year 2018-2022

NIBRS Group A Crimes By Person



2018-2022 NIBRS Group A Crimes Against Person Summary

	2018	2019	2020	2021	2022
Aggravated Assault	4,259	4,379	4,645	4,988	4,838
Intimidation	340	380	376	432	315
Simple Assault	6,973	6,891	7,024	6,510	6,577
Justifiable Homicide	16	7	8	3	4
Murder Non-Negligent	63	75	77	118	112
Negligent Manslaughter	2	10	8	11	3
Kidnapping/Abduction	522	538	511	485	391
Sex Offenses	871	866	684	693	537



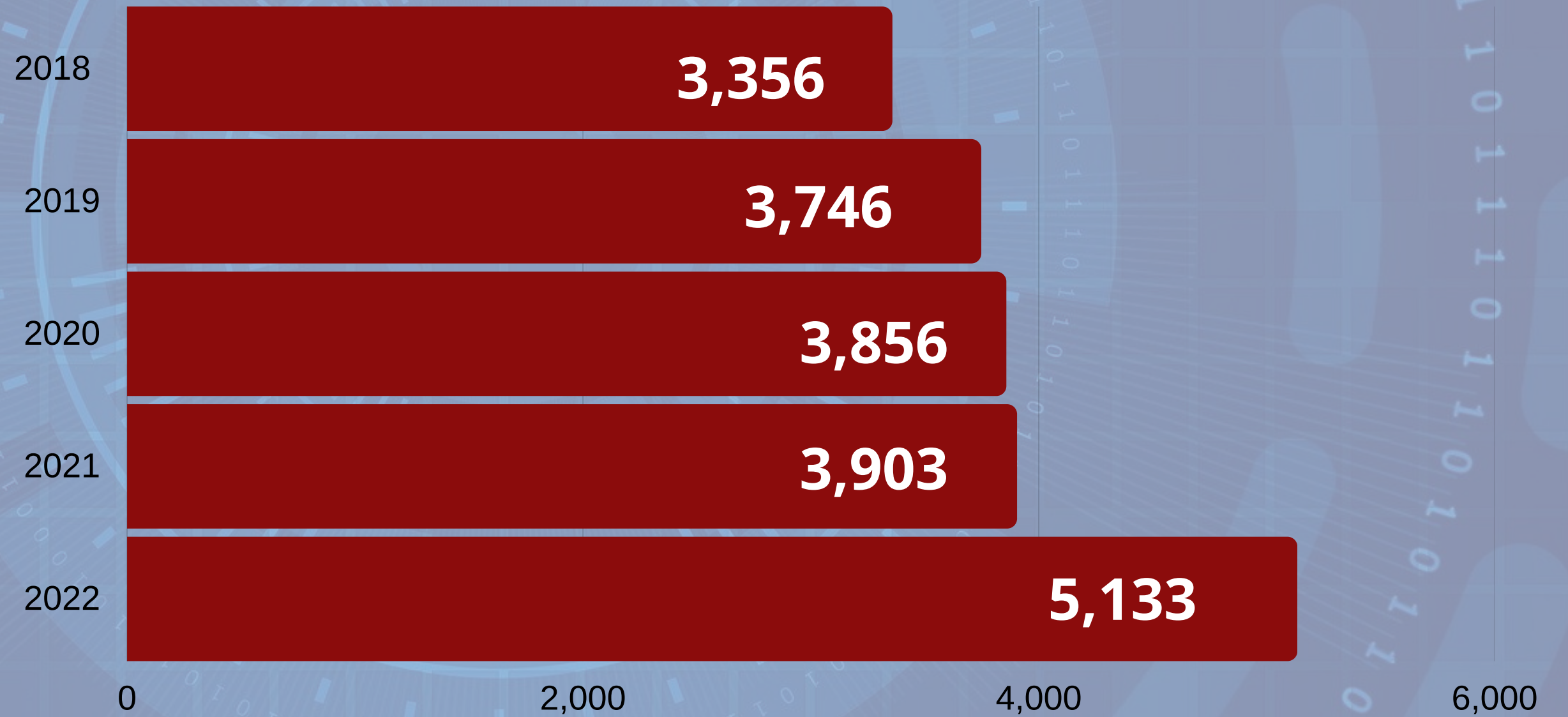
Albuquerque Police Department

Year 2018-2022

NIBRS Group A Crimes By Society



+53%



2018-2022 NIBRS Group A Crimes Against Society Summary

	2018	2019	2020	2021	2022
Crimes Against Society	3,356	3,746	3,856	3,903	5,133
Drug/Narcotic Offenses	2,510	2,827	2,524	1,874	2,065
Weapon Law Violations	595	712	1,147	1,892	2,968